HEXAGROOVE
TACTICAL DJ

QUICK START GUIDE



Freshness: Blue icon means the audience is happy. Change the musical loops only if the icon is green, red or gray.



Flow: When the outer light turns green in the upper left quadrant, that's the time for you to change loops. Starting or stopping a loop outside of this time causes you to get a lower Flow score at the result screen.



Drama: While in the green Queue mode, add ONE loop of any of the bottom 4 instruments.



Rhythm: When the orange markers overlap, press left on the directional pad and B/A/Circle (depending on controller).

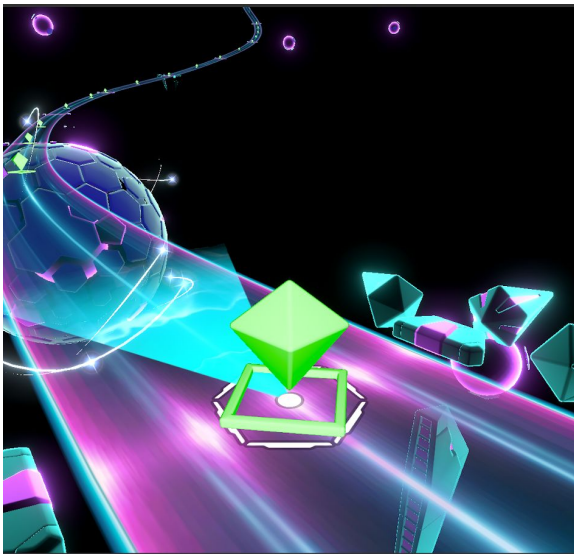

Control: Steer the blue cone to match the path with the left stick, and press X/Y/Square (depending on controller), when the green markers reach the tip of the cone.



Euphoria: If a loop stops pumping out pink energy (Euphoria), stop the current loop and wait for the next green quadrant of the Flow light and start a new loop.