



# Bahnstrecke Leipzig-Dresden



# Contents

## [1. Route Map](#)

## [2. Rolling Stock](#)

### [2.1 ICE-T](#)

### [2.2 DB BR442 Talent 2](#)

### [2.3 DB BR 261](#)

## [3. Driving the ICE-T](#)

### [3.1 Cab Controls](#)

### [3.2 Keyboard Guide](#)

## [4. Driving the DB BR442 Talent 2](#)

### [4.1 Cab Controls](#)

### [4.2 Keyboard Guide](#)

## [5. Driving the DB BR 261](#)

### [5.1 Cab Controls](#)

### [5.2 Keyboard Guide](#)

## [6. Scenarios](#)

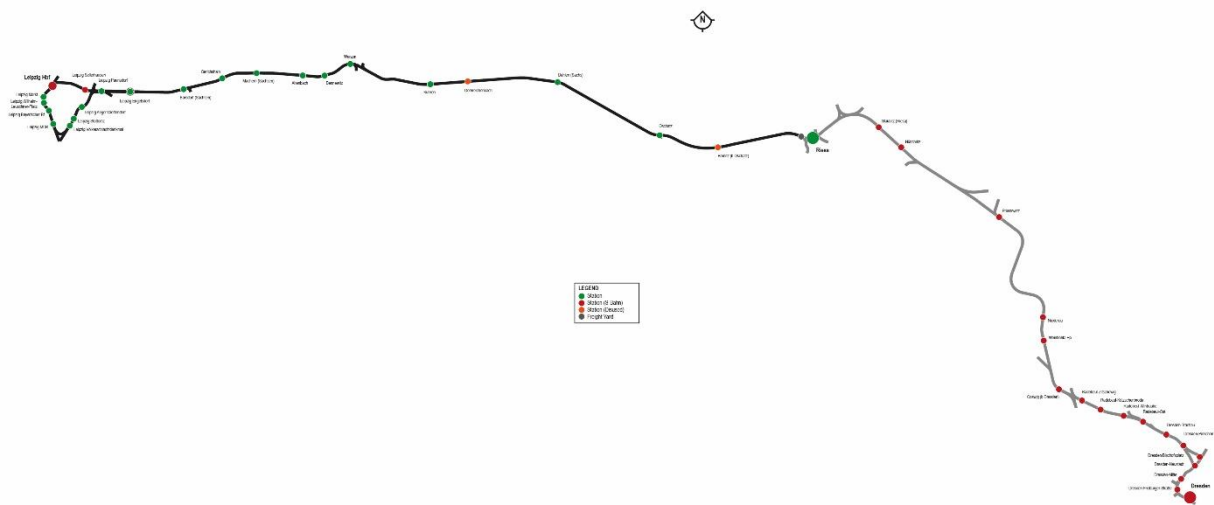
### [6.1 Career Scenarios](#)

### [6.2 Railfan Mode Scenarios](#)

## [7. Acknowledgements](#)

Whilst we do our utmost to reproduce sounds that are accurate and true-to-life, sometimes these sounds may not completely tally with the user's expectation. Due to the nature of the simulation, it is often not possible to reproduce a completely accurate soundscape for a variety of reasons such as limitations with our current technology and occasional inability to gain meaningful access to the locomotives being created. You should therefore regard the audio reproduction for our locomotives as authentic interpretations rather than perfect recreations.

1 Route Map



## 2 Rolling Stock

### 2.1 ICE-T



### 2.2 DB BR442 Talent 2





## 2.3 DB BR 261




## 3 Driving the ICE-T

### Cab Controls



1	Override
2	Free
3	Acknowledge
4	Pantograph
5	Cruise Set
6	Reverser
7	Power Lever
8	Horn
9	Desk Light



1	Sander
2	Cab Light
3	Train Brake
4	Sifa Reset
5	Wipers
6	Lights
7	Emergency Brake



## ICE-T Keyboard Guide

Action	Key	Key
Throttle / Brake	A	D
Reverser	W	S
Sander	X	
Headlights	H	Shift + H
Wipers	V	
Train Brake	;	'
Handbrake	/	
Pantograph	P	
Emergency Brake	Backspace	
AFB	Y	C
Free	End	
Override	Delete	
Acknowledge	Page Down	
Horn	Spacebar	
Bell	B	
Vigil Reset	Numpad Enter	
PZB Enable	Ctrl + Numpad Enter	
LZB Enable	Ctrl + Numpad Add	
LZB Active	Shift + Control + Numpad Add	
Cab Light	L	
Engine Start/Stop	Z	

## 4 Driving the DB BR442 Talent 2

### Cab Controls



1	Emergency Brake
2	Handbrake On
3	Handbrake Off
4	PZB Override
5	PZB Release
6	PZB Acknowledge
7	Pantograph Control
8	Tempomat On/Off
9	Power Controller
10	Tempomat Set



1	Reverser
2	Cab Lights
3	Sander
4	Headlight Switch
5	Train Brake
6	Horn High
7	Horn Low
8	Instrument Lights

## DB BR442 Talent 2 Keyboard Guide

Action	Key	Key
Throttle / Brake	A	D
Reverser	W	S
Sander	X	
Headlights	H	Shift + H
Wipers	V	
Train Brake	;	'
Handbrake	/	
Instrument Lights	I	Shift + I
Pantograph	P	
Emergency Brake	Backspace	
AFB	Y	C
AFB On/Off	K	
Free	End	
Override	Delete	
Acknowledge	Page Down	
Horn	Spacebar	
Bell	B	
Vigil Reset	Numpad Enter	
PZB Enable	Ctrl + Numpad Enter	
LZB Enable	Ctrl + Numpad Add	
LZB Active	Shift + Control + Numpad Add	
Cab Light	L	
Engine Start/Stop	Z	

## 5 Driving the DB BR 261

### Cab Controls




1	Sander
2	Cab Light
3	Train Brake
4	Wipers
5	Independent Brake
6	Horn



<b>1</b>	Override
<b>2</b>	Display Lights
<b>3</b>	Free
<b>4</b>	Acknowledge
<b>5</b>	Combined Throttle/Brake
<b>6</b>	Forward





1	Front Lights
2	Rear Lights
3	Gear Ratio
4	Release Handbrake
5	Economy Mode
6	Apply Handbrake
7	Engine Start/Stop
8	Emergency Brake

## DB BR261 Keyboard Guide

Action	Key	Key
Headlights	H	Shift + H
Wipers	V	
Emergency Brake	Backspace	
Reverser	W	S
Train Brake	;	'
Brake Control	[	]
Handbrake	/	
Sander	X	
Throttle and Brake	A	D
Cab Light	L	
Horn	Spacebar	
Bell	B	
Brake Difficulty	Shift + Control + 1	Shift + Control + 2
Ditch Lights	J	
Engine Start/Stop	Z	
Sifa	Shift + Numpad Enter	
Sifa Reset	Numpad Enter	
PZB	Control + Numpad Enter	Shift + Control + Numpad Enter
Override	Delete	
Free	End	
Acknowledge	Page Down	
AFB	Y	C

## 6 Scenarios

### Career Scenarios

- [01] ICE T 14:12 Dresden Hbf - Wiesbaden Hbf
- [02] RE 50 16:00 Leipzig Hbf - Dresden Hbf (Part 1)
- [03] RE 50 16:00 Leipzig Hbf - Dresden Hbf (Part 2)
- [04] Talent 2 07:48 Wurzen - Halle-Nietleben
- [05] Talent 2 17:30 Leipzig (tief) - Leipzig-Stötteritz
- [06] Leipzig Shunting
- [07] DB 189 Freight to Riesa

### Railfan Mode Scenarios

Railfan Mode provides a unique chance to observe and enjoy the operations of trains without the pressure and involvement of driving them. Railfan Mode scenarios are positioned at various key points along the route and provide camera functionality to sit back and watch the action unfold.

The following scenarios are located on the Drive screen under the **Career** tab:

- [Railfan] Leipzig Engelsdorf
- [Railfan] Leipzig-Stötteritz
- [Railfan] Wurzen

## 7 Acknowledgements

### **Signalling**

Mathias Gundlach

### **Station and Building Art**

Kevin McGowan

Ricardo Rivera

Gameshastra

### **Scenarios**

Jack Hales

Rob Powell

### **Route Building**

Daniel Barnett

Stuart Galbraith

Stephen Potter

### **Dovetail Games Beta Testing Team**

©2022 Dovetail Games ("DTG"), a trading name of RailSimulator.com Limited. "Dovetail Games", "RailSimulator.com" and the "Dovetail Games Train Simulator" logo are trademarks or registered trademarks of DTG. All other copyrights or trademarks are the property of their respective owners. All rights reserved.

